



PH-010 Diablo



PH-003 Sierra Blanca



PC-040 Canyon View




PH-036 Chaparral




PH-011 Desert Powder



PH-014 Mountain Creek



PH-032 Sandia



PH-034 Pebbled Shore



PH-035 Quarried Limestone



PH-031 Dakota



PH-013 Cliff Rock



PC-044 Castle Ridge




PH-038 Snow Melt



PC-039 Eagle's Nest



PH-016 Alpine Meadow



PH-033 Evening Shadow



PH-002 Fawn



PH-037 Cottongrass



PC-042 Rocky Ridge



PH-012 Aqua Mist



PC-041 Scenic Path




PH-030 Pike's Peak



PH-001 Polarcap



PH-015 Catskills



PC-043 Stormy Night



PC-017 Cumberland



PC-018 Palo Duro

100% Acrylic Solid Surface

PINNACLE Solid Surface is the ideal product for Kitchen Counter, Bathroom Vanities, Furniture and Wall Cladding . . . For all your surfacing needs.

Limitless Designs

Unlimited design flexibility for a variety of applications. Solid Surface material is very versatile. Peak Design Capabilities put your imagination to work, and can be fabricated into any design envisioned by your designer or architect.

Durable & Renewable

Long-lasting beauty. The color and pattern run throughout the entire thickness. As a result, any surface damage, such as scratches or cuts, can be removed and the surface is restored to new condition.

Minor scratches in **PINNACLE Solid Surface** Products can easily be removed by lightly sanding with fine sandpaper or Scotchbrite. It is easy to keep your Solid Surface looking new. Even severe damage can easily be repaired by the fabricator.

Health-Smart

No seams or voids. Non-porous and impermeable surface is resistant to heat, moisture, pollutants, bacteria, UV rays, chemicals and stains.

10 Year Warranty

PINNACLE Solid Surface products are backed by a 10-Year, transferable limited warranty from the manufacturer.

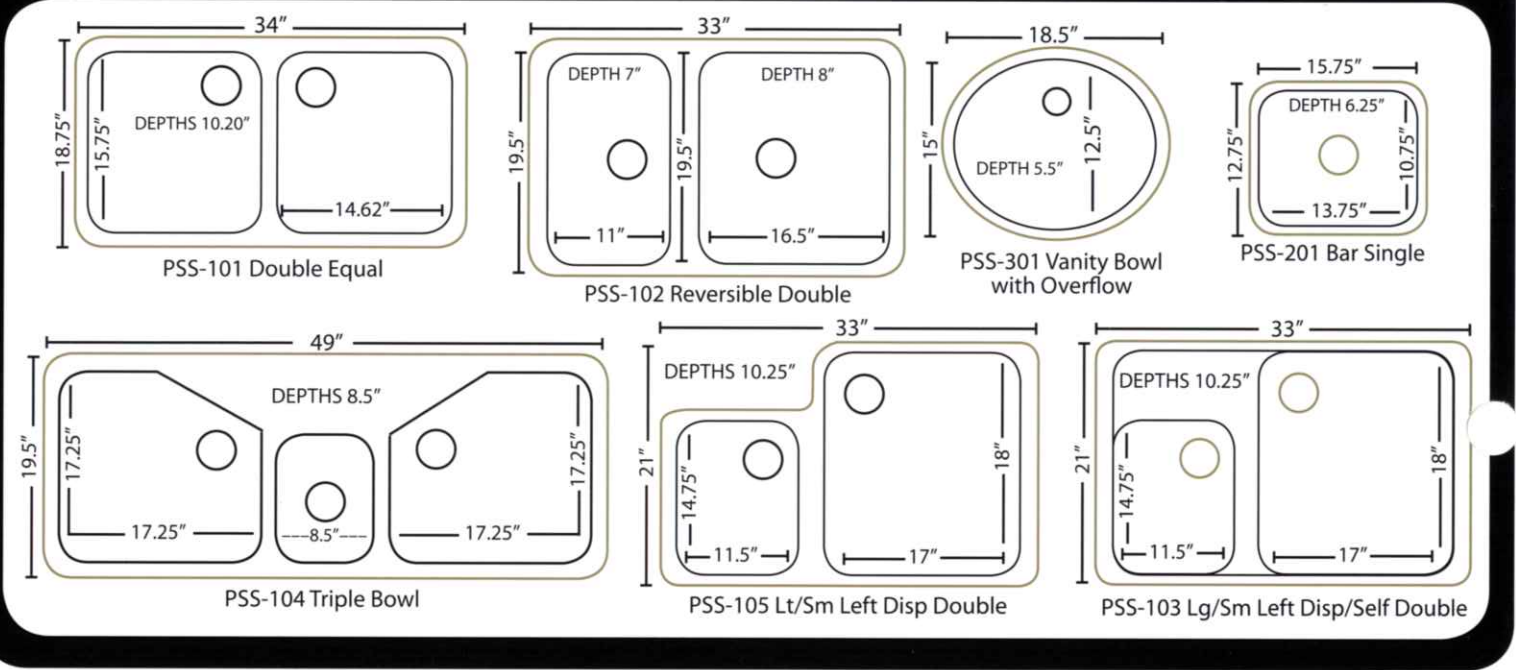

Integral Sinks

When you select a **PINNACLE Solid Surface** Sink for integral installation, you have chosen the ideal hygienic application.

Integral means seamless, no unsightly seams or rims . . . no mold, mildew or bacteria. In addition, the Solid Surface Sink is easily renewable. Light sanding with products like Softscrub or Scotchbrite, and your sink will always look new.

See reverse for PINNACLE Solid Surface Sinks.

Pinnacle Solid Surface Sinks



325-437-1774

www.pinnaclecountertopsolutions.com